

# TRIVIA

1) Where does most of the water use occur in a house?


- a) Bathroom
- b) Kitchen
- c) Outdoors

2) How many litres of water does it take to produce an apple?

- a) 25
- b) 100
- c) 125

3) How many lakes is Manitoba home to?

- a) Over 1000
- b) Over 50,000
- c) Over 100,000




Help get the garbage to the trash can!





Find the following words!

- PENCIL
- BACKPACK
- SCHOOL
- RECESS
- NOTEBOOK
- CLASSROOM
- TEACHER
- FRIENDS
- HOMEWORK
- WATER



## Back to School with Lake Friendly!



Learn ways to protect water in the classroom!




For more resources and everyday tips on how to protect water, visit [www.lakefriendly.ca](http://www.lakefriendly.ca)

[www.lakefriendly.ca](http://www.lakefriendly.ca)

## Quick Tips!

1

Have scrap paper?  
Make the most of it and  
make some origami! The  
possibilities of what you  
can make are endless!



If possible, trying using  
a re-usable water bottle  
as opposed to a  
disposable plastic  
bottle!

2



3

While washing your  
hands, try to remember  
to turn off the tap while  
soaping up!



4

See a water leak?  
Report it to a teacher or  
school staff as soon as  
you can!



7

Try not to waste food,  
as this wastes the water  
that went into making it.  
If you're full, save it for  
later!



5

Whether garbage,  
recycling, or compost,  
be sure to throw it in the  
right bin instead of  
littering!



8

Don't be wasteful with  
water! Only use as  
much as you need!



6

Get your school or  
classroom together and  
raise money for water  
protection charities!



9

Ask teachers or friends  
for tips on how to  
protect water, as these  
are only a few of our  
suggestions!

